



CLAYTON VIEW
PRIMARY SCHOOL

**CLAYTON
VIEW
PRIMARY
SCHOOL**



2
0
2
2

ANNUAL REPORT

<https://www.claytonviewps.wa.edu.au>

Welcome

Clayton View Primary School was established in 2004 as a result of the amalgamation of Bellevue Primary School and Koongamia Primary School. At Clayton View, we pride ourselves on maximising student learning through the provision of a safe, secure and responsive learning environment.

Clayton View Primary School prioritizes high-quality teaching using evidence-based best practices to present students with innovative learning opportunities. Our extensive pastoral care program promotes health and well-being for all students and provides wrap-around intensive support for individuals where necessary. Students are at the centre of every decision we make.

Our school works in close partnership with the Swan Children and Family Centre located next to the school. In addition, the School Board plays a pivotal role in reviewing the school's strategic direction and we have an active and dedicated P&C. Building strong community relationships with external agencies underpins our school philosophy.

Clayton View Primary School has high expectations for student behaviour, attendance, and engagement. This is supported by a whole-school Positive Behaviour system that explicitly defines, teaches, and reinforces the expected standards. A culture of meeting high expectations and building life skills is embedded throughout the school.

Clayton View Primary School provides a welcoming, community-orientated learning environment that promotes the values of Achievement, Resilience and Care in everything that we do.



Principal's Welcome:

As the newly appointed principal of Clayton View Primary School in May 2022, it is with great pleasure that I present our 2022 Annual Report. Compiling the report has provided us with an opportunity to review the work and achievements of our school community throughout the year.

2022 was a year of substantial change for Clayton View Primary School. During Term 1, the school faced significant challenges which impacted students and staff alike. At the time of my appointment, our immediate priority was an unwavering focus on establishing a safe, inclusive, and orderly school.

The development of effective positive behaviour support processes across the school remained a major priority throughout the year. Another priority action was our review of early literacy teaching which led to the adoption of a high-quality, evidence-based synthetic phonics approach across the junior school. Our TeachWell Committee led staff in defining and codifying great teaching practices, which led to the development of our whole school instructional model.

The results of this collaborative effort to improve our teaching, learning and working environment speak for themselves. Our students, staff and parents are justifiably proud of our unwavering focus on positive behaviour support, as collectively we understand that a safe and orderly learning environment unpins everything that we do at CVPS.

In 2022, Clayton View Primary School entered the final year of its inaugural two-year cycle as an Independent Public School. As outlined in the 2020 – 2022 Business Plan, the school worked to promote excellence and ensure that the community was given the opportunity to understand and share in successes. The timeframe of the Business Plan coincided with a tumultuous few years which saw ongoing changes in leadership, policies and directions.

Unfortunately, as a result, many of the priorities, targets, strategies and metrics outlined in the 2020 – 2022 Business Plan had been changed or discontinued. This has resulted in a compromised ability to report accurately against some aspects of the plan.

Together with our school Board, we have developed a clear strategic vision for what we want our school to become and how we can achieve this. Through our Annual Report and the development of the next iteration of our school Business Plan, we intend to demonstrate not only our existing strengths but importantly, also to highlight our planned improvement journey which will enable us to grow into a high-performing school of choice within our community.

Mr. Chris Stratton

Principal



STRATEGIC PRIORITIES 2023-2025

**Whole-school,
evidence-based
instructional
practices**

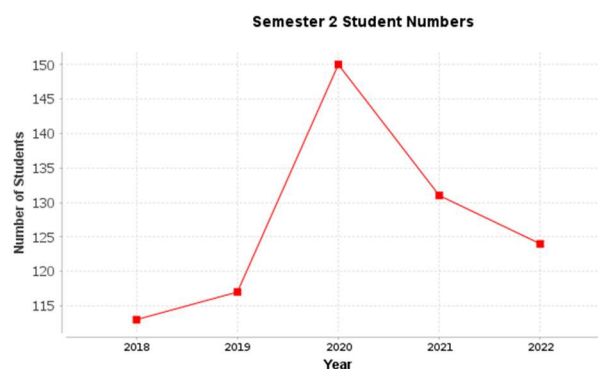
**A safe,
inclusive &
orderly school**

**High quality,
differentiated
learning
experiences**

**Partnerships which
inform and support
our work**

Student Numbers and Enrolments:

During 2022 student numbers remained fairly consistent with previous years, despite the impact of some transience from term to term.



Semester 2	2018	2019	2020	2021	2022
Primary (Excluding Kin)	113	117	150	131	124

Primary	Kin	PPR	Y01	Y02	Y03	Y04	Y05	Y06	Total
Full Time	(7)	18	16	28	16	17	21	16	139
Part Time	14								

Note: The Kin Full Time student figure represents the Full Time Equivalent of the Part Time students

	Kin	PPR	Pri	Sec	Total
Male	7	7	50		64
Female	7	11	64		82
Total	14	18	114		146

Attendance:

Student attendance rates at Clayton View Primary School During 2022 were higher than those for similar West Australian schools.

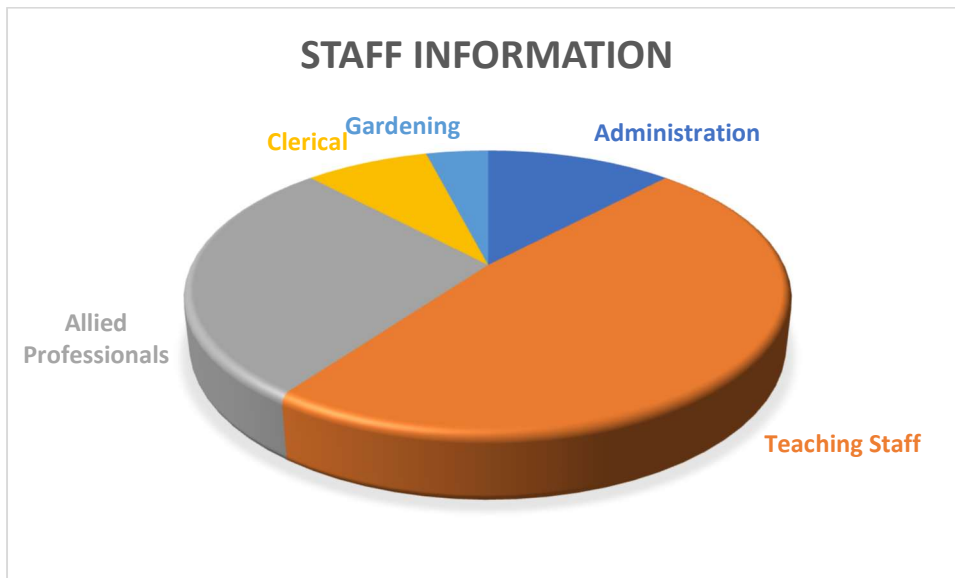
Attendance rates for Aboriginal students at CVPS were higher than the average rate for Aboriginal students at all West Australian Schools.

Effective processes for monitoring and responding to student absences were implemented. During Semester Two, a range of initiatives were introduced to encourage and recognise regular school attendance. Students who maintain 100% attendance are eligible to participate in 'ARC Time' which is a weekly session of additional play supervised by the Administration.

	Attendance Category			
	Regular	At Risk		
		Indicated	Moderate	Severe
2020	46.8%	27.3%	22.7%	3.2%
2021	49.7%	28.3%	13.8%	8.3%
2022	45.7%	21.0%	22.5%	10.9%
Like Schools 2022	32.1%	27.7%	21.1%	19.1%
WA Public Schools 2022	51.0%	32.0%	13.0%	5.0%

	Non - Aboriginal			Aboriginal			Total		
	School	Like Schools	WA Public Schools	School	Like Schools	WA Public Schools	School	Like Schools	WA Public Schools
2020	90.0%	90.4%	93.2%	78.9%	74.6%	77.6%	86.2%	85.2%	91.9%
2021	90.8%	90.1%	92.4%	79.5%	77.0%	76.8%	87.4%	85.6%	91.0%
2022	87.1%	85.1%	88.3%	76.0%	64.4%	69.5%	83.9%	76.9%	86.6%

Staff Information



Student Behaviour & Engagement:

The development of effective and consistent processes for the management of student behaviour was a priority focus for much of 2022.

Beginning in the second term a number of initiatives were introduced to embed a more effective Positive Behaviour Support framework across the school. By the end of 2022, these initiatives had resulted in an 80% reduction in student suspensions.

Suspensions (days) 2022



Key Actions: 2022

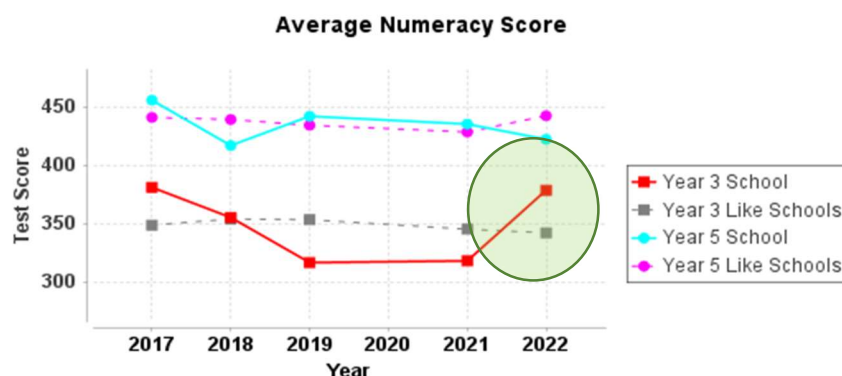
- Develop and implement effective & consistent processes to increase engagement and respond to inappropriate behaviour choices.
- Develop and implement effective & consistent processes to recognise and incentivise appropriate student behaviour choices.
- Liaise closely with specialist services to develop initiatives that support students with specific learning or social needs.
- Research and implement a whole school program to support the social-emotional learning of students, with a specific focus on developing self-regulation and resilience.

Academic Achievement & Progress: Numeracy

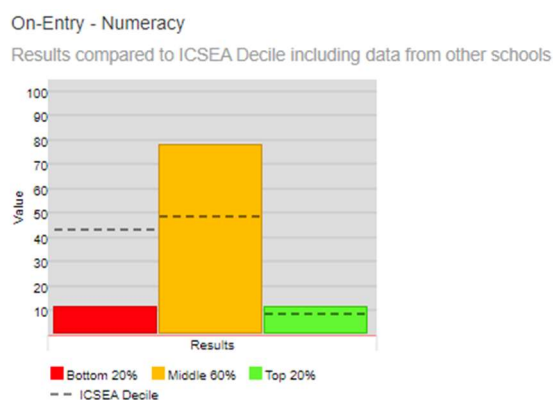
Focus: Improve student academic achievement in Numeracy focusing on Number & Algebra.

Summary: 2022 Year 3 NAPLAN Numeracy scores were significantly above Like schools whereas Year 5 average scores were below.

Planned Strategies (2020-2022):



- 1.1 Continue implementation of whole school approach to agreed lesson structures.
- 1.2 Develop and implement a CVPS Scope and Sequence in Number and Algebra.
- 1.3 Continue to implement Numeracy Core Agreements for numeracy blocks that include iSTAR planning documents, warm up, plenary and CRA (WALT, WILF, TIB, WINK & WAGOLL).
- 1.4 Teach year level metalanguage and vocabulary.
- 1.5 Align numeracy core agreements, Maths planner and scope and sequence.
- 1.6 Develop a whole school approach to data analysis that is embedded in school practice to create targeted numeracy outcomes.
- 1.7 Use data analysis to track student progress and inform future planning and teaching.
- 1.8 Engage in high-quality professional learning from various sources.
- 1.9 Develop a staff coach to provide observations and feedback to improve teaching strategies.



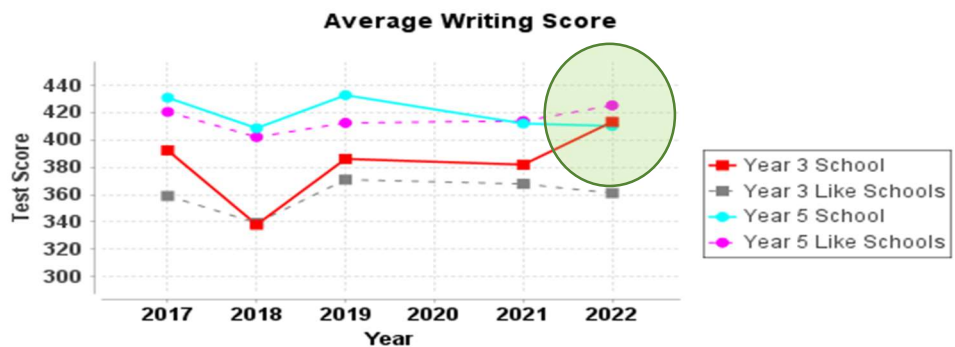
Targets: By 2022, you will see...	Status
70% of PP students will achieve 361 or above in On-Entry Numeracy Module 1.	Achieved
70% of Yr 1 students will achieve 441 or above in On-Entry Numeracy Module 2.	Achieved
70% of Yr 2 students will achieve 526 or above in On-Entry Numeracy Module 3.	Not Achieved
50% of Yr 3 students will make moderate or above progress in On-Entry to Yr 3 NAPLAN in Numeracy.	Achieved
The percentage of Yr 3 students in the top 20% of NAPLAN Numeracy will be equal to or greater than that of like schools.	Achieved
The percentage of Yr 5 students in the top 20% of NAPLAN Numeracy will be equal to or greater than that of like schools.	Achieved
50% of Yr 5 students will make moderate or above progress in Yr 3 to Yr 5 NAPLAN Numeracy.	Achieved
Reduce the number of Yr 3 students at or below the National Minimum Standard in Numeracy.	Achieved

Reduce the number of Yr 5 students at or below the National Minimum Standard in Numeracy.	Not Achieved
Acer test results show growth from Yr 2 to 4 and Yr 4 to 6 at or above the expected growth rate of 10 points per academic year.	Not Achieved

Academic Achievement & Progress: Writing

Focus: Improve student performance in Writing.

Summary: 2022 Year 3 NAPLAN Writing scores were almost 20% higher than for Like schools. The year 3 average score was actually equal to the Year 5 average score!

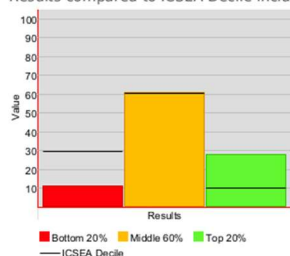


Planned Strategies (2020-2022)

- 2.1 Implement a CVPS whole school writing genre schedule to provide consistency using Brightpath and Talk4Writing.
- 2.2 Develop a CVPS fine-grain writing scope and sequence including grammar and punctuation.
- 2.3 Implement CVPS fine grain writing scope and sequence including grammar and punctuation.
- 2.4 Engage in Brightpath moderation activities each term using CVPS Brightpath rubrics to ensure standards and consistency of assessment.
- 2.5 Targeted writing outcomes as a result of data analysis.



On-Entry - Writing
Results compared to ICSEA Decile including data from other schools



- 2.6 Use computers to integrate and develop writing skills across learning areas.
- 2.7 Students set writing goals and complete self-assessments.

Targets: By 2022, you will see...	Status
50% of PP students will achieve 250 or above in On-Entry Writing Module 1.	Not Achieved
50% of Yr. 1 students will achieve 350 or above in On-Entry Writing Module 2.	Achieved
50% of Yr. 2 students will achieve 450 or above in On-Entry Writing Module 3.	Achieved
50% of Yr. 3 students will make moderate or above progress in On-Entry to Yr 3 NAPLAN in Writing.	Achieved
The percentage of Yr. 3 students in the top 20% of NAPLAN Writing will be equal to or greater than that of like schools.	Achieved

The percentage of Yr. 5 students in the top 20% of NAPLAN Writing will be equal to or greater than that of like schools.	Achieved
50% of Yr. 5 students will make moderate or above progress in Yr 3 to Yr 5 NAPLAN Writing.	Unable to assess due to cancellation of NAPLAN in 2020
50% of PP students will score 150 or above on the Brightpath Narrative Ruler.	Not Achieved
50% of Yr. 1 students will score 200 or above on the Brightpath Narrative Ruler.	Not Achieved
50% of Yr. 2 students will score 250 or above on the Brightpath Narrative Ruler.	Not Achieved
50% of Yr. 3 students will score 300 or above on the Brightpath Narrative Ruler.	No Data Recorded
50% of Yr. 4 students will score 325 or above on the Brightpath Narrative Ruler.	Not Achieved
50% of Yr. 5 students will score 350 or above on the Brightpath Narrative Ruler.	Not Achieved
50% of Yr. 6 students will score 375 or above on the Brightpath Narrative Ruler.	Not Achieved

Academic Achievement & Progress: Oral Language

Focus: Improve student performance in Oral Language across all learning areas and in social interactions.

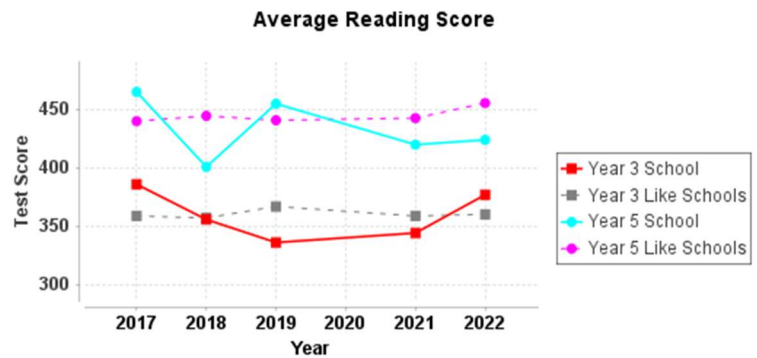
Planned Strategies (2020-2022):

- 3.1 Develop a whole school Scope and Sequence for Oral Language.
- 3.2 Integrate teaching of Oral Language into all learning areas.
- 3.3 Incorporate the school plans to include the genre schedule, planning documents and icons.
- 3.4 Implement Literacy Core Agreements that include (WALT, WILF, TIB, WINK & WAGOLL).
- 3.5 Implement early childhood K -2 approach to data analysis that is embedded in school practice.
- 3.6 Use data analysis to track student progress and inform future planning and teaching.
- 3.7 Explicit teaching of vocabulary using the P.O.S.S.U.M strategy.
- 3.8 School-based Oral Language coaches to coach current staff and mentor new staff in implementing whole school Oral Language program.
- 3.9 Engage in high-quality professional learning from various sources.

Targets: By 2022, you will see...	Status
50% of PP students will achieve 451 or above in On-Entry Speaking & Listening Module 1.	No Data Recorded
50% of Yr 1 students will achieve 540 or above in On-Entry Speaking & Listening Module 2.	Not Achieved
50% of Yr 2 students will achieve 501 or above in On-Entry Speaking & Listening Module 3.	Achieved
50% of K students will score 120 or above on the Brightpath Oral Narrative Ruler.	Achieved
50% of PP students will score 140 or above on the Brightpath Oral Narrative Ruler.	Achieved
50% of Yr 1 students will score 160 or above on the Brightpath Oral Narrative Ruler.	Not Achieved

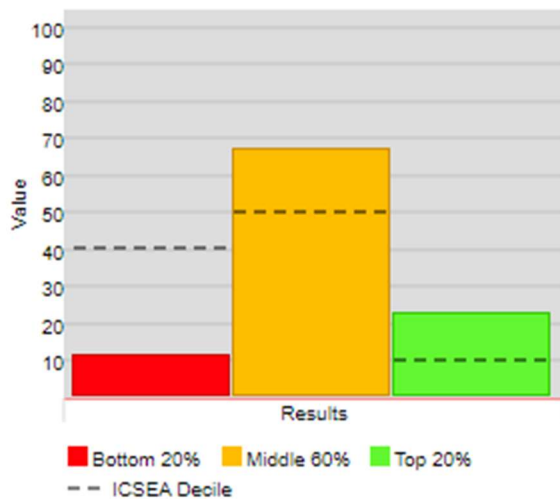
Academic Achievement & Progress: Reading

Year 3 NAPLAN Reading scores were above Like schools whereas Year 5 scores were below expectations.



On-Entry - Reading

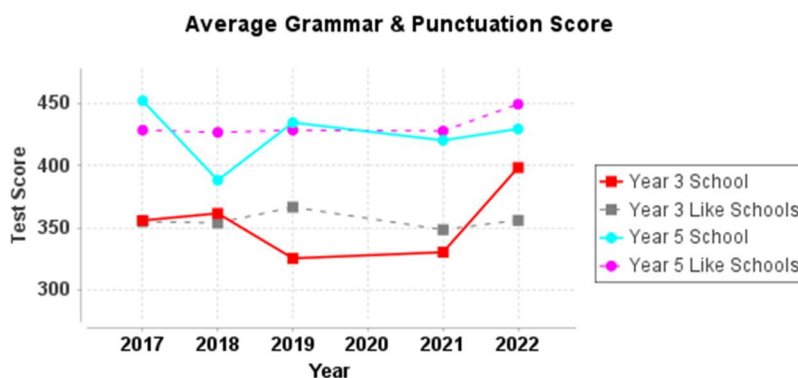
Results compared to ICSEA Decile including data from other schools



20% of CVPS students achieved in the top 20% versus only 10% of students from statistically similar schools. Only 11% of CVPS students scored in the lowest achievement category versus an average of 40% in 'Like' schools.

Academic Achievement & Progress: Grammar & Punctuation

Year 3 NAPLAN Grammar & Punctuation scores were significantly higher than for Like schools. Year 5 students scored on average, somewhat lower than in Like schools.

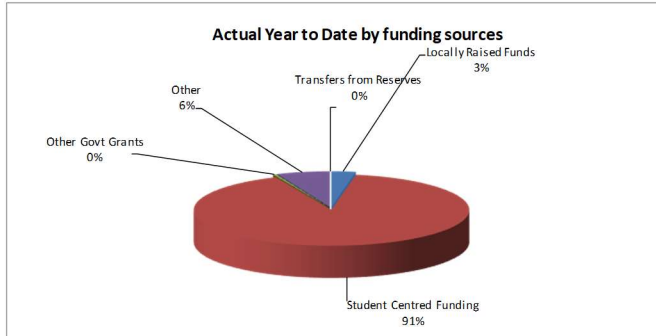
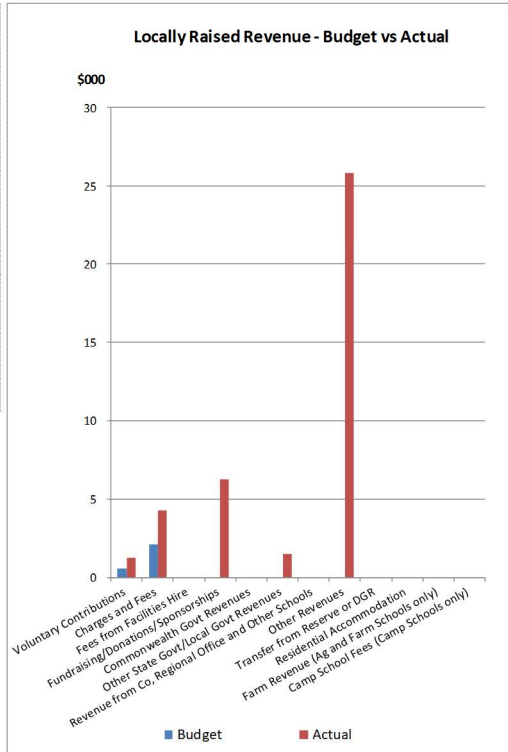


2022 Events

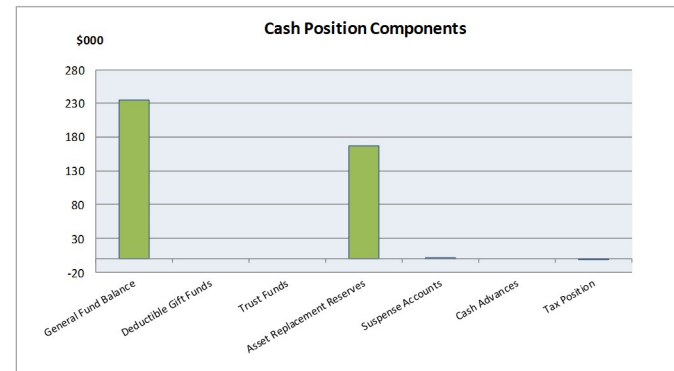
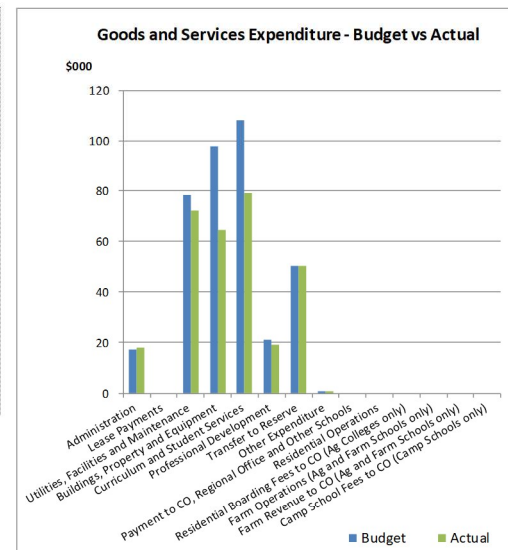


Clayton View Primary School
Financial Summary as at
31-December-2022

Revenue - Cash & Salary Allocation		Budget	Actual
1	Voluntary Contributions	\$ 564.00	\$ 1,270.00
2	Charges and Fees	\$ 2,144.00	\$ 4,267.63
3	Fees from Facilities Hire	\$ -	\$ -
4	Fundraising/Donations/Sponsorships	\$ -	\$ 6,237.75
5	Commonwealth Govt Revenues	\$ -	\$ -
6	Other State Govt/Local Govt Revenues	\$ -	\$ 1,500.00
7	Revenue from Co, Regional Office and Other Schools	\$ -	\$ -
8	Other Revenues	\$ -	\$ 25,854.24
9	Transfer from Reserve or DGR	\$ -	\$ -
10	Residential Accommodation	\$ -	\$ -
11	Farm Revenue (Ag and Farm Schools only)	\$ -	\$ -
12	Camp School Fees (Camp Schools only)	\$ -	\$ -
Total Locally Raised Funds		\$ 2,708.00	\$ 39,129.62
Opening Balance		\$ 125,971.86	\$ 125,971.86
Student Centred Funding		\$ 368,790.99	\$ 373,540.99
Total Cash Funds Available		\$ 497,470.85	\$ 538,642.47
Total Salary Allocation		\$ -	\$ -
Total Funds Available		\$ 497,470.85	\$ 538,642.47



Expenditure - Cash and Salary		Budget	Actual
1	Administration	\$ 17,420.00	\$ 18,254.17
2	Lease Payments	\$ -	\$ -
3	Utilities, Facilities and Maintenance	\$ 78,300.00	\$ 71,985.17
4	Buildings, Property and Equipment	\$ 97,850.00	\$ 64,481.83
5	Curriculum and Student Services	\$ 108,086.00	\$ 79,000.44
6	Professional Development	\$ 21,100.00	\$ 19,220.34
7	Transfer to Reserve	\$ 50,450.00	\$ 50,450.00
8	Other Expenditure	\$ 976.00	\$ 877.65
9	Payment to CO, Regional Office and Other Schools	\$ -	\$ -
10	Residential Operations	\$ -	\$ -
11	Residential Boarding Fees to CO (Ag Colleges only)	\$ -	\$ -
12	Farm Operations (Ag and Farm Schools only)	\$ -	\$ -
13	Farm Revenue to CO (Ag and Farm Schools only)	\$ -	\$ -
14	Camp School Fees to CO (Camp Schools only)	\$ -	\$ -
Total Goods and Services Expenditure		\$ 374,182.00	\$ 304,269.60
Total Forecast Salary Expenditure		\$ -	\$ -
Total Expenditure		\$ 374,182.00	\$ 304,269.60
Cash Budget Variance		\$ 123,288.85	



Cash Position Components	
Bank Balance	\$ 402,467.50
Made up of:	
1 General Fund Balance	\$ 234,372.87
2 Deductible Gift Funds	\$ -
3 Trust Funds	\$ -
4 Asset Replacement Reserves	\$ 166,979.70
5 Suspense Accounts	\$ 2,061.93
6 Cash Advances	\$ -
7 Tax Position	\$ (947.00)
Total Bank Balance	\$ 402,467.50